

# Iraq Stock Exchange



Trading Session Sunday 5/5/2024 -

Traded Volume 1,730,677,812

ISX Index 60 976.47

Previous ISX Index60 981.87

Change % -0.55

Change -5.40

Listed Companies 103

Traded Companies 34

General Assembly Co. 6

Suspended Co. 2

Bulletin No (83) of 2024

Traded Value 3,780,903,249 Trades880

ISX Index 15 1060.18

Previous ISX Index15 1063.00

Change % -0.27

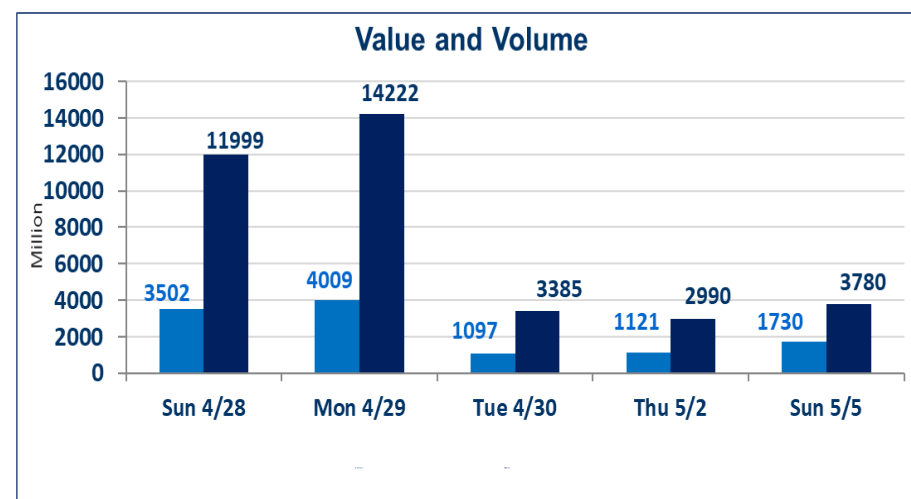
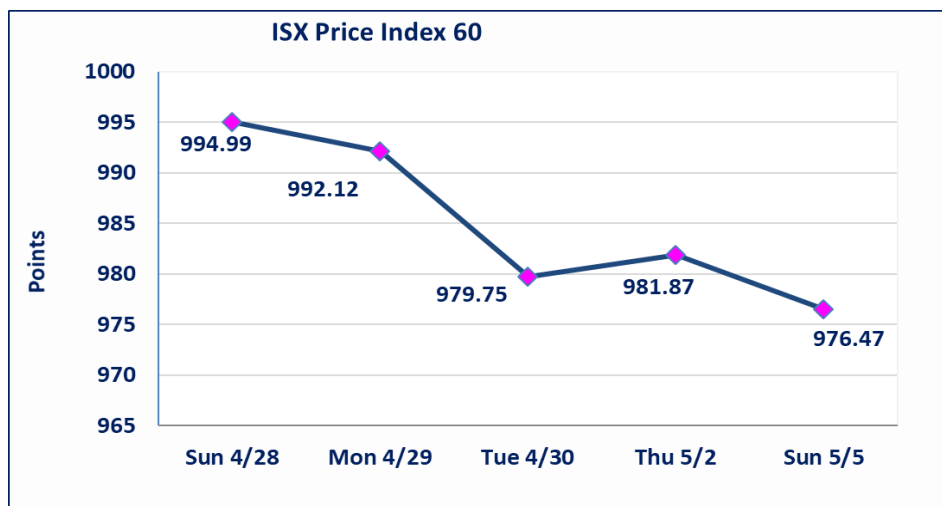
Change -2.82

Non Traded Co. 61

High Companies 7

Low Companies 16

Un Listed Companies OTC 2



### Gainers

Company Name	Closing Price	Change (%)	Traded Volume
Gulf Commercial Bank	0.180	5.88	90,133,020
Economy Bank	0.210	5.00	45,018,934
Al -Mansour Bank	1.440	4.35	900,005,076
Ishtar Hotel	9.300	1.09	971,778
Iraqi for Seed Production	8.500	0.71	180,000

### Losers

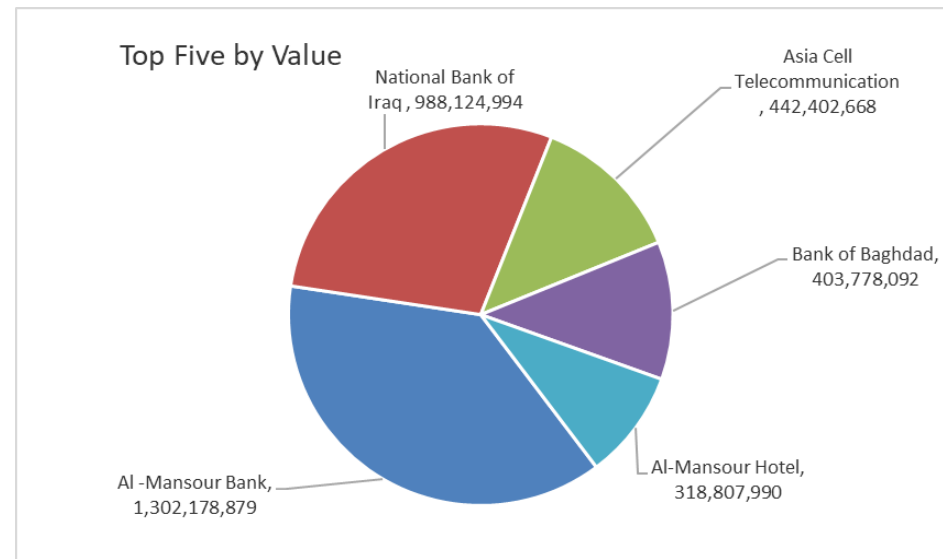
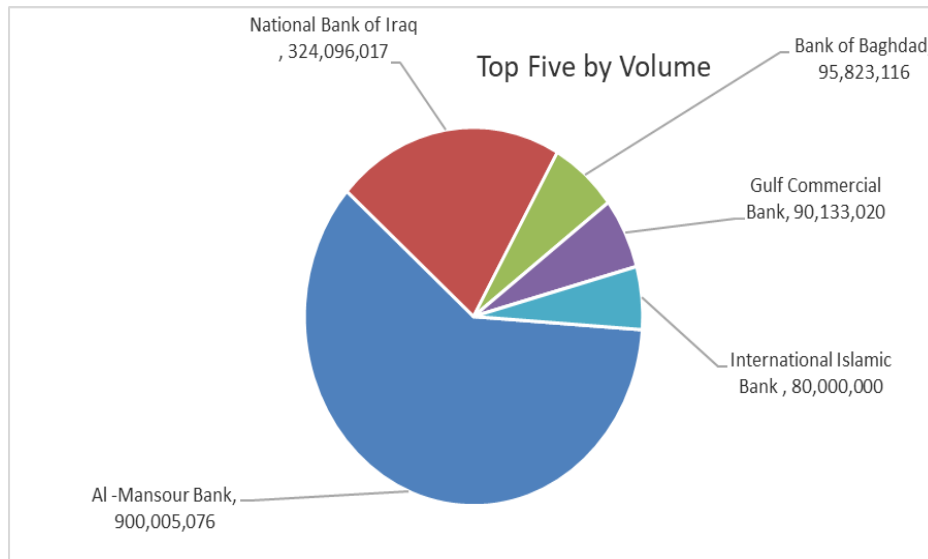
Company Name	Closing Price	Change (%)	Traded Volume
Ready Made Clothes	3.660	-3.68	1,075,000
Iraqi Islamic Bank	1.210	-3.20	53,085,307
Baghdad Soft Drinks	4.220	-2.99	11,714,296
Investment Bank of Iraq	0.350	-2.78	32,281,483
Al-Hilal Industries	0.980	-2.00	3,600,000

### Traded Volume

Company Name	Closing Price	Change (%)	Traded Volume
Al -Mansour Bank	1.440	4.35	900,005,076
National Bank of Iraq	3.050	0.66	324,096,017
Bank of Baghdad	4.220	0.00	95,823,116
Gulf Commercial Bank	0.180	5.88	90,133,020
International Islamic Bank	0.380	0.00	80,000,000

### Traded Value

Company Name	Closing Price	Change (%)	Traded Value
Al -Mansour Bank	1.440	4.35	1,302,178,879
National Bank of Iraq	3.050	0.66	988,124,994
Asia Cell Telecommunication	9.150	0.11	442,402,668
Bank of Baghdad	4.220	0.00	403,778,092
Al-Mansour Hotel	45.000	0.00	318,807,990



## Regular Market Bulletin No (83)



Company Name	Code	opening Price	highest price	lowest price	Average price	Prev Average price	Closing Price	prev closing price	change (%)	No.of Trades	Traded Volume	Traded Value
<b>Banks Sector</b>												
Ashur International Bank	BASH	0.300	0.300	0.300	0.300	0.300	0.300	0.300	0.00	2	5,250,000	1,575,000
Bank of Baghdad	BBOB	4.240	4.280	4.200	4.210	4.190	4.220	4.220	0.00	109	95,823,116	403,778,092
Commercial Bank of Iraq	BCOI	0.780	0.780	0.770	0.770	0.780	0.770	0.780	-1.28	4	11,000,000	8,481,500
Economy Bank	BEFI	0.210	0.210	0.210	0.210	0.200	0.210	0.200	5.00	4	45,018,934	9,453,976
Gulf Commercial Bank	BGUC	0.180	0.180	0.180	0.180	0.170	0.180	0.170	5.88	21	90,133,020	16,223,944
Investment Bank of Iraq	BIBI	0.360	0.360	0.350	0.350	0.360	0.350	0.360	-2.78	7	32,281,483	11,421,334
Iraqi Islamic Bank	BIIB	1.290	1.290	1.200	1.230	1.240	1.210	1.250	-3.20	101	53,085,307	65,264,314
Mosul Bank For Investment	BMFI	0.180	0.180	0.180	0.180	0.180	0.180	0.180	0.00	1	337,500	60,750
Al -Mansour Bank	BMNS	1.400	1.480	1.400	1.450	1.350	1.440	1.380	4.35	369	900,005,076	1,302,178,879
National Bank of Iraq	BNOI	3.050	3.050	3.020	3.050	3.050	3.050	3.030	0.66	62	324,096,017	988,124,994
<b>Total Of Banks Sector</b>										<b>680</b>	<b>1,557,030,453</b>	<b>2,806,562,782</b>
<b>Telecommunication Sector</b>												
Asia Cell Telecommunication	TASC	9.250	9.300	9.150	9.170	9.180	9.150	9.140	0.11	90	48,252,028	442,402,668
Al-Khatem Telecoms	TZNI	2.590	2.590	2.550	2.560	2.570	2.550	2.570	-0.78	2	41,000	104,990
<b>Total Of Telecommunication</b>										<b>92</b>	<b>48,293,028</b>	<b>442,507,658</b>
<b>Insurance Sector</b>												
Al-Ameen for Insurance	NAME	0.700	0.700	0.700	0.700	0.700	0.700	0.700	0.00	1	100,000	70,000
Dar Al-Salam for Insurance	NDSA	0.780	0.780	0.780	0.780	0.790	0.780	0.790	-1.27	1	2,800,000	2,184,000
<b>Total Of Insurance Sector</b>										<b>2</b>	<b>2,900,000</b>	<b>2,254,000</b>
<b>Services Sector</b>												
Baghdad -Iraq Transportati	SBPT	37.000	37.000	37.000	37.000	37.500	37.000	37.500	-1.33	4	240,000	8,880,000
Mamoura Realestate Invest	SMRI	7.100	7.100	7.000	7.030	7.050	7.000	7.100	-1.41	3	350,000	2,460,000
<b>Total Of Services Sector</b>										<b>7</b>	<b>590,000</b>	<b>11,340,000</b>
<b>Industry Sector</b>												
Baghdad Soft Drinks	IBSD	4.350	4.350	4.200	4.230	4.370	4.220	4.350	-2.99	29	11,714,296	49,518,454
Iraqi For Tufted Carpets	IITC	14.950	14.950	14.950	14.950	15.000	14.950	15.000	-0.33	4	33,898	506,775
Al-Mansour Pharmaceutical	IMAP	1.930	1.930	1.920	1.920	1.930	1.920	1.940	-1.03	3	331,752	637,281
Metallic Industries and Bicy	IMIB	1.850	1.850	1.850	1.850	1.880	1.850	1.850	0.00	1	50,000	92,500
Modern Sewing	IMOS	9.900	10.000	9.900	9.900	10.000	10.000	10.000	0.00	2	47,000	465,500
Ready Made Clothes	IRMC	3.750	3.750	3.660	3.670	3.800	3.660	3.800	-3.68	5	1,075,000	3,946,500
<b>Total Of Industry Sector</b>										<b>44</b>	<b>13,251,946</b>	<b>55,167,011</b>
<b>Hotels Sector</b>												
Ishtar Hotel	HISH	9.300	9.400	9.300	9.320	9.200	9.300	9.200	1.09	12	971,778	9,059,713
Al-Mansour Hotel	HMAN	45.000	45.000	45.000	45.000	45.000	45.000	45.000	0.00	6	7,084,622	318,807,990
National for Tourist Investm	HNTI	10.770	10.770	10.770	10.770	11.000	10.770	11.000	-2.09	1	20,843	224,479
<b>Total Of Hotels Sector</b>										<b>19</b>	<b>8,077,243</b>	<b>328,092,182</b>
<b>Agriculture Sector</b>												
Iraqi for Seed Production	AISP	8.440	8.500	8.440	8.450	8.430	8.500	8.440	0.71	3	180,000	1,521,000
<b>Total Of Agriculture Sector</b>										<b>3</b>	<b>180,000</b>	<b>1,521,000</b>
<b>Total Of Regular</b>										<b>847</b>	<b>1,630,322,670</b>	<b>3,647,444,634</b>

## Non Regular Market Bulletin No (83)

Company Name	Code	opening Price	highest price	lowest price	Average price	Prev Average price	Closing Price	prev closing price	change (%)	No.of Trades	Traded Volume	Traded Value
<b>Banks Sector</b>												
International Islamic Bank	BINT	0.380	0.380	0.380	0.380	0.380	0.380	0.380	0.00	1	80,000,000	30,400,000
<b>Total Of Banks Sector</b>										<b>1</b>	<b>80,000,000</b>	<b>30,400,000</b>
<b>Insurance Sector</b>												
Alahliya For Insurance	NAHF	0.330	0.330	0.330	0.330	0.330	0.330	0.330	0.00	1	271,662	89,648
<b>Total Of Insurance Sector</b>										<b>1</b>	<b>271,662</b>	<b>89,648</b>
<b>Services Sector</b>												
Al-Ameen Estate Investmen	SAEI	2.750	2.760	2.720	2.740	2.800	2.760	2.800	-1.43	5	1,650,000	4,524,000
<b>Total Of Services Sector</b>										<b>5</b>	<b>1,650,000</b>	<b>4,524,000</b>
<b>Industry Sector</b>												
Fallujah for construction Ma	IFCM	3.560	3.560	3.540	3.550	3.590	3.550	3.590	-1.11	10	3,158,272	11,223,883
<b>Total Of Industry Sector</b>										<b>10</b>	<b>3,158,272</b>	<b>11,223,883</b>
<b>Total Of Non Regular</b>										<b>17</b>	<b>85,079,934</b>	<b>46,237,531</b>

## Undisclosed Platform Companies Bulletin (83)

Company Name	Code	opening Price	highest price	lowest price	Average price	Prev Average price	Closing Price	prev closing price	change (%)	No.of Trades	Traded Volume	Traded Value
<b>Industry Sector</b>												
Al-Hilal Industries	IHLI	1.000	1.000	0.980	0.990	1.000	0.980	1.000	-2.00	7	3,600,000	3,579,000
Iraqi Carton Manufacturies	IICM	1.140	1.140	1.120	1.130	1.140	1.120	1.140	-1.75	3	3,570,000	4,029,800
National Chemical &Plastic	INCP	1.850	1.850	1.850	1.850	1.850	1.850	1.850	0.00	3	5,050,000	9,342,500
<b>Total Of Industry Sector</b>										<b>13</b>	<b>12,220,000</b>	<b>16,951,300</b>
<b>Hotels Sector</b>												
Palestine Hotel	HPAL	23.000	23.000	23.000	23.000	23.000	23.000	23.000	0.00	3	3,055,208	70,269,784
<b>Total Of Hotels Sector</b>										<b>3</b>	<b>3,055,208</b>	<b>70,269,784</b>
<b>Total of un disclosed</b>										<b>16</b>	<b>15,275,208</b>	<b>87,221,084</b>
<b>Grand Total</b>										<b>880</b>	<b>1,730,677,812</b>	<b>3,780,903,249</b>

# Iraq Stock Exchange

Trading Session Sunday 5/5/2024



## Not Trading OTC

Company Name	Code	Previous Average price
Rabee Securities	FRSE	—
Karmal Brokerage	FKSX	10.000



## Not Trading Bonds Bulletin

Bond type	Publish type	Code	last trading price	immortilize date
Banaa Bonds / million ID	First	CB10	1030000	10/12/2025
Banaa Bonds / million ID	second	CB20	964981	19/12/2025
Amara Bonds /500 thousand	First	CB25	—	9/10/2025
Amara Bonds /Million ID	First	CB30	984000	9/10/2027
Amara Bonds /500 thousand	Second	CB35	—	—
Amara Bonds /Million ID	Second	CB40	—	—
Amara Bonds /500 thousand	Third	CB45	—	—
Amara Bonds /Million ID	Third	CB50	—	—

**Iraq Stock Exchange**  
**Non Iraqis' Bulletin Sunday May 5 2024**  
**Regular Market**



**Non Iraqi Trading of Regular Market (Buy)**

Company Names	Code	No.of trades	Traded Shares	Trading Volume
<b>Banks Sector</b>				
National Bank Of Iraq	BNOI	1	150,000	453,000
<b>Total Bank sector</b>		1	150,000	453,000
<b>Grand Total</b>		1	150,000	453,000

**Non Iraqi Trading of Regular Market (Sell)**

Company Names	Code	No.of trades	Traded Shares	Trading Volume
<b>Banks Sector</b>				
Bank Of Baghdad	BBOB	1	500,000	2,125,000
Al-Mansour Bank	BMNS	103	423,913,186	610,376,561
<b>Total Bank sector</b>		104	424,413,186	612,501,561
<b>Telecommunication Sector</b>				
Asia cell	TASC	48	40,000,000	366,060,540
<b>Total Telecommunication sector</b>		48	40,000,000	366,060,540
<b>Grand Total</b>		152	464,413,186	978,562,102

## Iraq Stock Exchange non trading companies on Sunday 5/5/2024

Company Names	Code	Previous Average Price	Closing Price
<b>Banking Sector</b>			
Cihan Islamic Bank	BCIH	2.200	2.200
Elaf Islamic Bank	BELF	0.550	0.550
Asia Al Iraq Islamic Bank	BAIB	0.900	0.900
National Islamic Bank	BNAI	0.620	0.620
Union Bank of Iraq	BUOI	0.200	0.200
United Bank	BUND	0.090	0.090
Sumer Commerical Bank	BSUC	0.090	0.100
Kurdistan International Bank	BKUI	0.850	0.850
Middle East Bank	BIME	0.100	0.100
Al-Taif Islamic Bank	BTIB	0.700	0.700
<b>Insurance Sector</b>			
Gulf Insurance	NGIR	0.400	0.400
<b>Services Sector</b>			
Al-Nukhba for construction	SNUC	0.670	0.670
Rehab Karbala	HKAR	0.800	0.800
Al-Mosul for funfairs	SMOF	8.900	8.900
Kharkh Tour Amuzement City	SKTA	4.800	4.800
<b>Industry Sector</b>			
Iraqi Engineering Works	IIEW	4.500	4.500
Iraqi Marketing Date	IIDP	1.690	1.700
Al-Kindi of Veterinary Vaccines	IKLV	1.640	1.640
Al -Khazer Road for Construction Material	IKHC	2.500	2.500
<b>Hotels Sector</b>			
Babylon Hotel	HBAY	110.000	110.000
Baghdad Hotel	HBAG	10.800	10.800
Tourist Village of Mosul dam	HTVM	11.000	11.000
<b>Agriculture Sector</b>			
Modern for Animal Production	AMAP	0.490	0.490
Agricultural Products Meat	AIPM	5.000	5.000
Middle East for Production- Fish	AMEF	7.350	7.350
Al-Ahlyia agricultural production	AAHP	0.950	0.950
Company Names	Code	Previous Average Price	Closing Price
<b>Banks Sector</b>			
World Islamic Bank	BWOR	1.000	1.000
Arabiya Islamic Bank	BAAI	1.000	1.000
Zain Al-Iraq Islamic Bank	BZII	0.340	0.340
Al-Qurtas Islamic Bank	BQUR	1.000	1.000
Arabiya Islamic Bank	BAAI	1.000	1.000
Al Janoob Islamic Bank Investment	BJAB	1.000	1.000
Ameen Al Iraq Islamic Bank	BAME	1.000	1.000
International Development Bank	BIDB	1.000	1.000
Al- Qabidh Islamic Bank	BQAB	0.240	0.240
Al Anssari Islamic Bank	BANS	1.000	1.000
Iraq Noor Islamic Bank	BINI	1.050	1.050
Erbil Bank	BERI	0.110	0.110
Trust International Islamic Bank	BTRU	0.750	0.750
Trans Iraq Bank for Investment	BTRI	0.740	0.740
Al Mustashar Bank	BMUI	1.000	1.000
Al Attaa Islamic Bank	BLAD	0.120	0.120
Erbil Bank	BERI	0.110	0.110
<b>Insurance Sector</b>			
Al -Hamraa Insurance	NHAM	0.900	1.000



Investment Sector			
Al-Zawraa for Financial Investment	VZAF	0.180	0.180
AL-Wiaam for Financial Investment	VWIF	0.310	0.350
Al-Ameen for Financial Investment	VAMF	1.000	1.000
Bain Al-Nahrain Financial Investment	VMES	0.900	0.900
Services Sector			
Ibdaa Al-Sharq Al-Awsat	SIBD	1.000	1.000
Industry Sector			
Baghdad for Packing Materials	IBPM	2.250	2.250
National Furniture Industries	IHFI	2.500	2.500
Modern chemical industries	IMCI	100.000	100.000
Hotels Sector			
Ashour Hotel	HASH	17.600	17.600
Agriculture Sector			
Al-Ribas for Poultry and Fodder	AREB	–	–
Company Names	Code	Previous Average Price	Closing Price
Banks Sector			
Babylon Bank	BBAY	0.070	0.070
Services Sector			
General Transportation	SIGT	0.990	0.990
AL-Badia for General Trans	SBAG	0.600	0.600
IndustrySector			
Modern Construction Materials	IMCM	0.630	0.630
Electronic Industries	IELI	0.750	0.750
The Light Industries	ITLI	0.690	0.690
Investment Sector			
AL- Batek Investment	VBAT	0.380	0.380
Alkhair for financial Investment	VKHF	0.200	0.200
Hotels Sector			
Al-Sadeer Hotel	HSAD	27.000	27.000

### Iraq Stock Exchange Suspended Companies

Al-Rajih Islamic Bank (BRAJ)	9/19/2021	The trading suspended for not produce the Annual disclosure for 2020 at closing price (1.000) ID.
North Bank (BNOR)	31/10/2022	The trading suspended by ISC decision at closing price (0.070) ID.

## Iraq Stock Exchange News of listed companies Sunday 5/5/2024

### Companies News

Iraqi Islamic Bank (BIIB)	General Assembly Meeting will be hold on Saturday 11/5/2024 at the Iraqi Hunting Club to discuss financial statement of 2023 , cash dividend , increasing in company capital from 300 billion to 400 billion according to 55/ second . Trading has been suspend on Tuesday 7/5/2024 .
Bank of Baghdad (BBOB)	General Assembly Meeting will be hold on Saturday 18/5/2024 at the Dijla Town to discuss financial statement of 2023 , cash dividend , increasing in company capital from 250 billion to 325 billion according to 55/ second . Trading has been suspend on Tuesday 14/5/2024 .
Al -Mansour Bank (BMNS)	General Assembly Meeting will be hold on Tuesday 21/5/2024 at the Al Alwiya Club to discuss financial statement of 2023 , cash dividend , increasing in company capital from 300 billion to 350 billion according to 55/First& second . Trading has been suspend on Thursday 16/5/2024 .
out of trading	
Babil Animal&vegetable Products (ABAP)	General Assembly Meeting will be hold on Monday 11/12/2023 at theAl Jadriya to discuss financial statement of 2021,2022 , cash dividend , discuss the deficit Trading has been suspend on Thursday 7/12/2023 .
Iraqi Land Transport (SILT)	General Assembly Meeting will be hold on Wednesday 6/3/2024 at the Trade Ministry VIP Hall to resign the current board of Administration and elect new five board of Administration .Trading has been suspend on Sunday 3/3/2024.
Credit Bank (BROI)	General Assembly Meeting will be hold on Thursday 2/5/2024 at the company to discuss financial statement of 2023 , cash dividend , increasing in company capital according to first , second /55, elect new board of Administration council . Trading has been suspend on Sunday 28/4/2024 .
AL- Mashreq al-Arabi Islamic Bank(BA)	General Assembly Meeting will be hold on Sunday 5/5/2024 at the trananing and development hall to discuss financial statement of 2023 , cash dividend . Trading has been suspend on Monday 29/4/2024 .
Iraqi Agricultural Products (AIRP)	General Assembly Meeting will be hold on Monday 6/5/2024 at the company to discuss financial statement of 2021 , cash dividend . Trading has been suspend on Tuesday 30/4/2024 .
Region Trade Bank (BRTB)	General Assembly Meeting will be hold on Wednesday 8/5/2024 at the company in erbil to discuss financial statement of 2023 , cash dividend , increasing in company capital from 300 billion to 350 billion when the bank will be get the approval of GAM . Trading has been suspend on Sunday 5/5/2024 .